



3:3
PHASE



DATA CENTER



MEDICAL



INDUSTRY



TRANSPORTATION



EMERGENCY

MASTERLINE TB SERIES

Transformer Based

3 Phase Input

3 Phase UPS with Output

Galvanic Isolation Transformer

from **80 - 300 kVA**



3 LEVEL
UPS



UPS ONLINE



TOWER



HIGH
EFFICIENCY



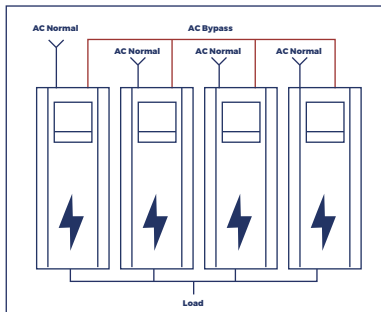
Li - On
READY

MASTERLINE TB SERIES

For all types of industrial, IT, hospital, lighting and other business critical applications Compact and high-performance three-phase power protection with excellent high-efficiency, scalable runtime output isolation transformer.

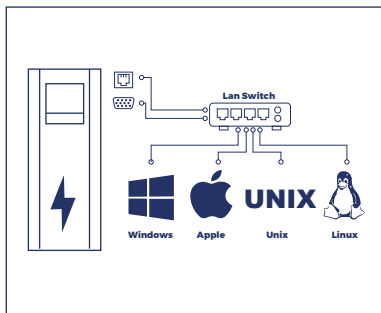
The Masterline TB Series UPS brings the latest power conversion technology to the marketplace, using a three level design with a multi mode architecture with latest generation components. These UPS aim to be functional, safe, easy to install and use.

- | | |
|---|---|
| Three Level Technology | • DC/DC Charger/Booster |
| Galvanic Output Isolation Transformer | • Flexible battery count |
| Output Power Factor 1 (kVA=kW) | • Wide Input Voltage Range |
| On Line-Double Conversion Technology (Class VFI-SS-III) | • Variable input low voltage depending on loading percentage (up to -36%) |
| IGBT PWM Rectifier & Inverter Technology | • Short Circuit, Overload, Lightning and Surge Protection |
| Multi Processor Digital Control | • Parallellable Modules up to 8 units |
| Higher efficiency with eco-mode (up to 98%) | • Intelligent redundancy management (n, n+1 and n+x) |
| Low Input Current THD ($\leq 3\%$) | • 256 Real Time Event Log with Detailed Parameters |
| High Input Power Factor (≥ 0.99) | • Static & Manual Bypass Operation |
| Low output voltage THD ($\leq 2\%$) | • Small Footprint and Easy Maintenance |
| Short response time ($\leq 2\text{ms}$) | • Data analyzing over user interface |
| Automatic soft-start | • Advanced Communication Capabilities |
| Cold start | • Remote monitoring and management software |
| Dual Input | • Perfect Generator Compatibility |
| Advanced Battery Management | • Programmable dry contacts |



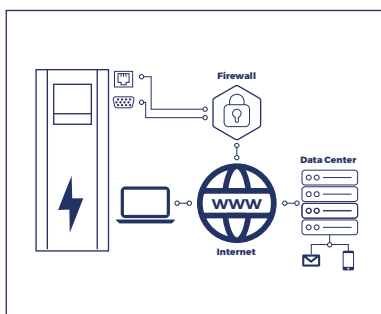
SELF LOAD POWER TEST

Only 4% incremental energy consumption. Full power test of Rectifier, Inverter, Bypass, Chokes, Capacitors, Cables and Fuses. Customer load safely supplied through maintenance bypass dummy load free.



SOFTWARE & CONNECTIVITY SOLUTIONS

- Local communication with RS232 and RS485
- 2pcs configurable input contact
- Relay board with alarms
- GenSet contact
- EPO contact
- USB
- Remote Monitoring Panel
- Battery Temperature Sensor for Temperature compensated charging
- JBUS, PROFIBUS Local connection
- SNMP IT Manager monitoring
- Environment sensors for Data Centers (Humidity, Temperature, Smoke, etc.)
- GSM, Telnet, GPRS communication
- PC & Server shutdown
- Web page remote monitoring
- Building management system
- E-mail alarm reporting
- Remote monitoring 24/7 technical Service





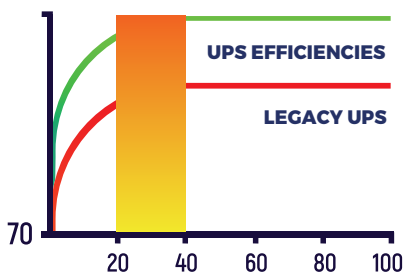
EASY MAINTENANCE



BACK-UP



SCALABLE



COMPLETE, COST EFFECTIVE SOLUTION

- ◆ Online double conversion mode with an real full power, according to IEC 62040: kW=kVA (unity power factor design) means 25% more active power available compared to legacy UPS.
- ◆ Dual input mains allow you to manage independent power sources.
- ◆ Increased system availability placing UPS in parallel for N+1 and N+X redundancy.
- ◆ Internal manual bypass for easy maintenance without power interruption.
- ◆ Up to 8 pcs parallelable.
- ◆ Multi language big LCD display.

TAILORED TO YOUR ENVIRONMENT

- ◆ Low noise level and higher fan life time with intelligent fan speed control.
- ◆ Flexible battery solutions.
- ◆ Compact, lightweight and easy to install.
- ◆ Frequency converter mode.
- ◆ Extended battery life with exclusive battery charging management for increased battery life.
- ◆ Adjustable battery quantity.

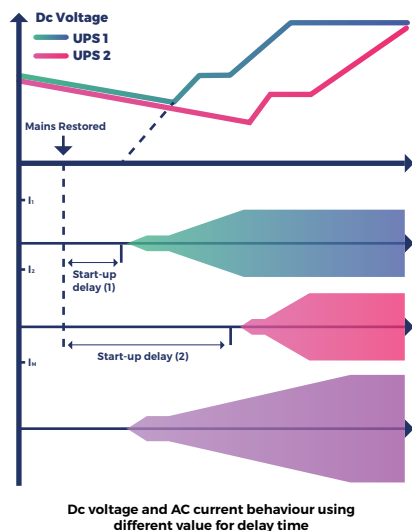
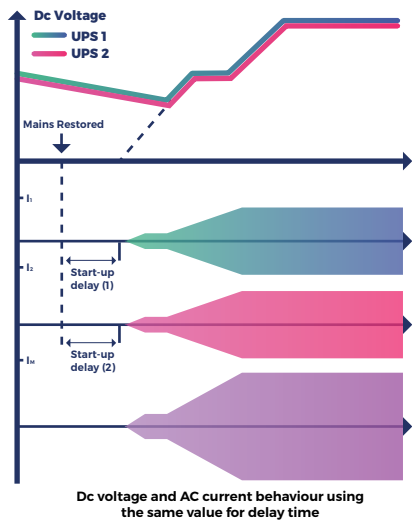
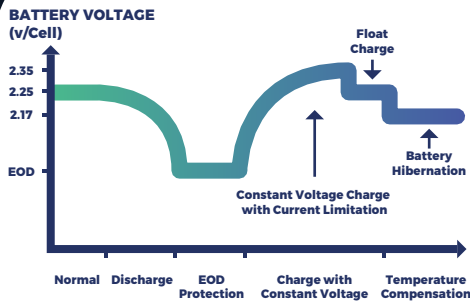
LOWEST TOTAL COST OF OWNERSHIP

- ◆ Thanks to three level inverter design and a multi mode architecture that makes real time decisions between premium protection mode and premium efficiency mode brings higher efficiency even at 50% online load operation.
- ◆ 10% saving on energy losses compared to legacy UPS gives significant savings in energy.
- ◆ Significant reduction in energy loss.
- ◆ Reduced energy usage, air conditioning requirements and cooling operating costs.
- ◆ Energy Saver mode for global efficiency improvement on parallel systems.
- ◆ Up to 35 percent smaller than similar competitive solutions.
- ◆ Saves space with a reduced footprint.

EASY MAINTENANCE

- ◆ Built-in manual bypass to eliminate maintenance related downtime.
- ◆ Proactive detection of fan failure and switch fault for early diagnosis on UPS malfunction.
- ◆ Plug and play card design to simplify the maintenance process.
- ◆ Easy service by the help of modular power board concept.
- ◆ MTTR is less than 30 minutes.
- ◆ Lower spareparts cost by using common boards for different ratings.

INTELLIGENT BATTERY MANAGEMENT SYSTEM



- ◆ Thanks to intelligent battery management system increase 35% battery life and maximizes battery performance, life time and reliability through intelligent charging.
- ◆ Temperature compensated battery charging monitors performing measurement of external and internal battery temperature and adjusting the charge current rate accordingly.

Intelligent battery management system can sustain battery lifespan and the capacity of battery backed up through the functions of;

- ◆ Monitoring & compensation battery remaining capacity displayed in percentage.
- ◆ Overcharge/discharge protection.
- ◆ Auto/manual battery test.
- ◆ Three charging modes ensure maximum battery availability.
- ◆ Constant current charging provides maximum rated current to the battery until the voltage rises to a pre-determined limit.
- ◆ A boost voltage is provided for a short term to reduce the battery recharge interval.
- ◆ Float charging maintains the battery at the recommend voltage.
- ◆ Adjustable battery charging time due to the level of the load to save from energy cost.

HIGH PERFORMANCE RECTIFIER CLEAN INPUT PERFORMANCE

- ◆ Thanks to the technology used, UPS solves installation problems in systems where the power supply has limited installed power, where the UPS is also powered by a generator or where there are compatibility problems with loads that generate harmonic currents; UPS has zero impact on its power source, being either the mains power supply or a generator. IGBT based rectifier and innovative control algorithm ensures an input Total Harmonic Distortion (THDi) of less than 3% and draws a pure sinusoidal waveform from the mains. This also provides UPS input power factor of ≥ 0.99 .

Advantages

- ◆ Saving in the sizing of upfront equipment e.g. emergency generators, cablings and circuit breakers.
- ◆ No disturbances to nearby equipment; eliminate perturbation and outage on upfront electrical equipment, avoiding also any investigation and analysis cost due to malfunction In addition, UPS plays a filter and power factor correction role in the power network upstream of the UPS, as it eliminates harmonic components and the reactive power generated by the powered utilities.

PROGRAMMABLE SOFT START

Start up delay function, to restart the rectifiers when mains power is restored if there are several UPS in the system. The programmable soft start allows the rectifier to ramp up in a programmable time period (0-15 seconds) thus eliminating in-rush current.

This feature reduces the need of oversizing the input power system (gensets, feeder cables, and over current devices).

PERFECT GENERATOR COMPATIBILITY

User programmable features such as slew rate, phase angle rate of change and voltage rate of change allow the UPS to quickly sync to a genset during emergency back. Thanks to its robust IGBT rectifier it is enough to choose generator with power only 20% higher rated than the UPS.

HIGH GRID ADAPTABILITY

- ♦ 138-485 Vac wide input voltage range to minimize battery use: 485-305 Vac for 100% load; 305-138 Vac for 100%-40% load (derating linearly)
- ♦ 6 kV/5 kA lightning protection design, reducing lightning related failure rate.

OUTPUT PERFORMANCE

High Output Power factor 1= Real Power (kW)

Real full power, according to IEC 62040: Output power factor of 1 (kW=kVA) rate provides 25% more active power compared to traditional UPS. Suitable for latest generation of servers (leading or unity power factor) without any reduction in active power from 1 leading to 1 lagging. Suitable also for leading power factor loads down to 0.9 without apparent power derating.

TOTAL HARMONIC DISTORTION (THD)

A distorted output voltage waveform affects the proper function of the load's equipment. The Masterline TB Series has very low output voltage THD, even with connected 100% unbalanced or 100% non-linear loads.

TRANSIENT RESPONSE

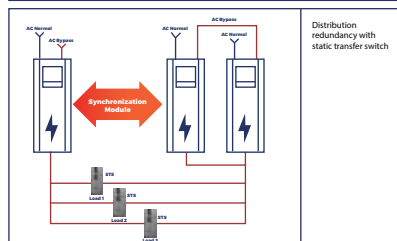
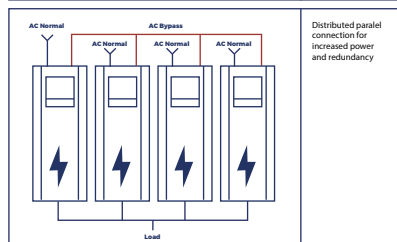
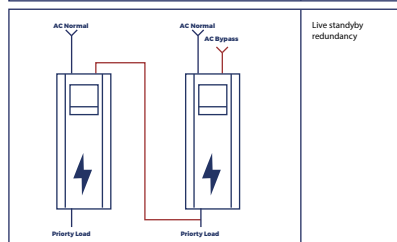
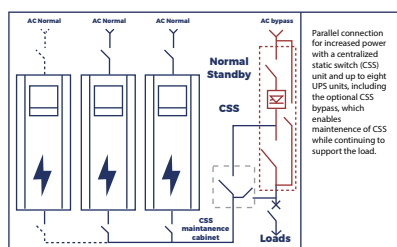
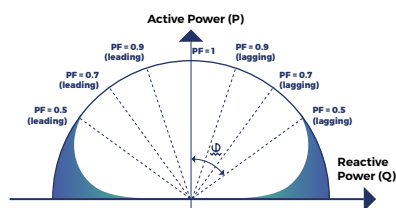
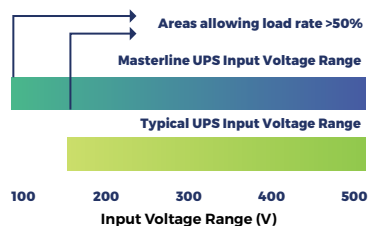
Transient response is very fast due to control algorithms which reduces the need to oversize the UPS for pulse load applications.

REDUNDANT PARALLEL FEATURES

Thanks to unique control technology that can parallel UPS modules with true redundancy by eliminating any single point of failure, RPA provides a scalable paralleling technique that reduces operating footprint and increases system reliability by eliminating the need for external paralleling equipment and cabinets (centralized bypass and master control). One of the UPS modules in the system intelligently takes the leadership role, while the other UPS modules have access to all control parameters. If one UPS fails to operate, the load is automatically redistributed among the others. If the lead UPS fails to operate, then another UPS automatically takes on the leadership role.

Parallel Operation Features:

- ♦ Parallel connection with ring cable.
- ♦ Sequential Soft Start.
- ♦ Loop bus connection.
- ♦ Distributed Control Logic.
- ♦ Autosensing disconnected parallel cable.
- ♦ Redundant Communication.
- ♦ Easy power update without any interruption.
- ♦ Full synchronization of parallel units.
- ♦ Isolated parallel operation card.
- ♦ Static bypass for all units.
- ♦ No Single Points of Failure.



MASTERLINE TB SERIES

MODEL	MST 33080U1	MST 330100U1 MST 330100U2 MST 330100U3	MST 330120U1 MST 330120U2 MST 330120U3	MST 330160U1 MST 330160U2 MST 330160U3	MST 330200U1 MST 330200U2 MST 330200U3	MST 330250U1 MST 330250U2 MST 330250U3	MST 330300U2 MST 330300U3
Nominal power (kVA)	80	100	120	160	200	250	300
General Specs							
Technology	Three Level On-Line double conversation VFI-111						
Waveform	Sinusoidal						
Architecture	Stand Alone or Distributed Parallel up to 8 units						
Input characteristics							
Input Voltage	380, 400, 415 Vac 3Ph+N+PE						
Input frequency	45-65 Hz						
Voltage Tolerance (100% load)	(-20)% (+20)%						
Voltage Tolerance (40% load)	(-36)% (+20)%						
Input Power Factor	≥0,99						
Input Current Harmonic*	≤3%						
Output characteristics							
Output Voltage	380, 400, 415 Vac 3Ph+N+PE						
Output Voltage Tolerance	+1%						
Overall Efficiency* (AC-AC)	up to %94 (%50 load) // up to %93(%100 load)						
Ecomode Efficiency	Up to 98% (Optional)						
Nominal Output Frequency	50/ 60Hz +0,01 free run (Adjustable from LCD Panel)						
Crest Factor	3:1						
Output Power Factor	1 (U1 model) / 0,9 (U2 model) / 0,8 (U3 model)						
THD of Output Voltage	≤2% (Linear load) & ≤5% (Non-linear load)						
Transformer	Galvanic Isolation Transformer						
Batteries							
Battery Type	VRLA-AGM / (GEL - NiCd - Li-On Optional)						
Battery Test	Automatic or Manual						
Battery Recharge Time	<6h-8h						
Battery Quantity							
External Cabinet	40 - 46 pcs						
Bypass Characteristics							
Bypass	Built in Automatic and Maintenance Bypass						
Voltage Tolerance	±10%						
Transfer Time	0 ms						
Overload Capability	150% for 1 minutes						
Communication and management							
LCD Display	Graphical Icd screen, Led bar status						
Communication Ports (Optionals)	RS485, Genset, SNMP, GSM Modem, Relay Contacts, Input Contacts, Modbus and USB						
Battery Temperature Sensor Contact	Available						
Emergency Power Off (Epo)	Available						
Accessories (Optional)	Remote Monitoring Panel						
Physical characteristics							
Dimensions H x W x D (mm)	1402 x 1315 x 543				1402 x 1315 x 643 U2 // US Model	1402 x 1315 x 805	
Net Weight (kg)	300	320	340	360	380	400	420
Ambient conditions							
Operating temperature (°C)	0°C - 40°C						
StorageTempature	-15°C/+ 55°C						
Proposed Temp. To Extend Battery Life	20-25°C						
Relative Humidity (%)	< 95% not condensing						
Altitude	< 1000m						
Noise (at 1 meter)	<62 dBA				<65 dBA		
Protection Class	IP 20 (Higher IP Ratings are optional)						
Compliance							
Reference Product Standards	EN 62040-1-1 (Safety), EN 62040-2 (EMC), EN 62040-3 (Performance)						

* Depends on Input/Output voltage conditions and power
The company reserves the right to change specifications and designs without notice.



INNOVATIVE ENERGY SYSTEMS

www.innovasis.com.tr

The company reserves the right to change specifications and designs without notice.